



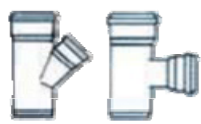

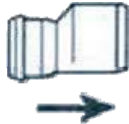








RACCORDI IN PVC RIGIDO - Per condotte interrattate

Ø esterno mm		110	125	160	200	250	315	400	500	630
Curva 15° - 30° 	Euro	4,40	7,17	10,65	21,75	71,75	144,31	370,16	601,29	912,52
Curva 45° 	Euro	4,40	5,09	9,72	18,75	45,59	108,00	227,00	601,29	980,10
Curva 67° - 87° 	Euro	5,79	7,17	12,03	22,22	60,66	126,00	312,00	601,29	1201,58
Braga 45° - 87° 	Euro	9,95	13,38	21,06	40,73	100,86	152,74	349,46	824,81	1634,14
Braga 45° - 87° ridotta 	Euro	125/110 16,66	160/110 24,99	160/125 24,99	200/110 43,97	200/125 43,97	200/160 43,97	250/110 76,37	250/125 76,37	250/160 76,37
	Euro	250/200 76,37	315/110 127,52	315/125 127,52	315/160 127,52	315/200 141,86	315/250 138,63	400/160 350,73	400/200 382,61	400/250 330,73
	Euro	400/315 330,73	500/160 712,90	500/200 712,90	500/250 712,90	500/315 712,90	500/400 712,90	630/400 1149,51	630/500 1311,04	-
Bigiunto 	Euro	5,32	6,71	16,00	22,00	45,13	71,74	142,33	330,73	-
Aumento 	Euro	110/125 6,25	110/160 7,87	110/200 16,71	110/250 67,11	125/160 8,56	125/200 18,82	125/250 67,11	160/200 16,66	160/250 67,11
	Euro	160/315 118,03	200/250 39,57	200/315 118,03	250/315 68,50	315/400 352,82	400/500 400,87	500/630 673,46	-	-
Ispezione lineare 	Euro	18,51	21,29	26,59	42,81	88,87	136,77	-	-	-
Tappo maschio 	Euro	3,25	5,79	7,43	13,19	41,65	74,06	108,77	250,57	-
Tappo a vite 	Euro	8,56	8,60	16,66	18,05	51,61	100,90	-	-	-
Innesto a sella 	Euro	-	-	33,44	80,16	106,86	187,01	267,26	400,87	424,02
Valvola antiriflusso 	Euro	137,58	142,98	207,92	245,27	420,79	596,90	1204,68	-	-
Anello in gomma 	Euro	0,54	0,79	1,07	1,60	3,00	4,28	7,71	12,14	21,25
Ø esterno mm		110	125	160	200	250	315	400	500	630